



AUGUST 11 -15, 2022
OKLAHOMA GOP STATEWIDE POLL

POLITICAL CONSULTING | GOVERNMENT RELATIONS CONSULTING | STRATEGIC COMMUNICATIONS |
MEDIA AND ADVERTISING SERVICES | MARKET RESEARCH

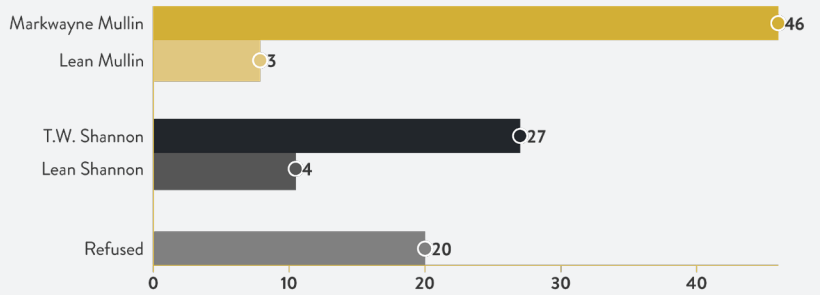
(405) 330-4499 | 200 NORTHWEST 66TH STREET #972 OKLAHOMA CITY, OK 73116 | AMBERINTEGRATED.COM

TOPLINES

This survey was conducted from August 11 - 15, 2022 and included a pool of 684 Likely GOP runoff voters in Oklahoma. These survey results were weighted based on age, gender, and level of education. This survey has a margin of error of 3.8% at a 95% confidence interval. The poll surveyed both cell phones and landlines and used a combination of live callers and an online sample of likely GOP runoff voters.

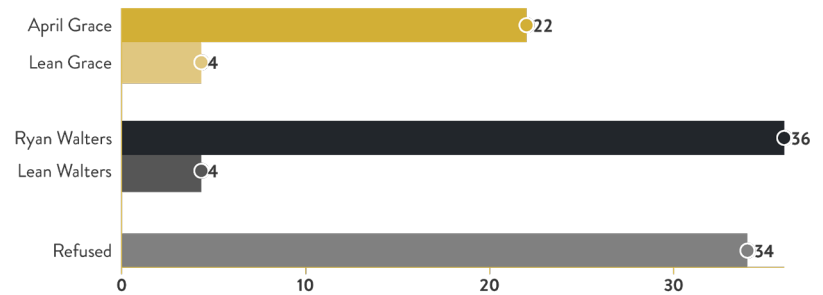
AS YOU MAY KNOW, ON AUGUST 23RD, THERE WILL BE A REPUBLICAN RUNOFF SPECIAL ELECTION FOR US SENATOR. DO YOU PLAN TO VOTE FOR [ROTATE]: MARKWAYNE MULLIN OR T.W. SHANNON?

MARKWAYNE MULLIN	46%
LEAN MULLIN	3%
T.W. SHANNON	27%
LEAN SHANNON	4%
REFUSED / UNDECIDED	20%



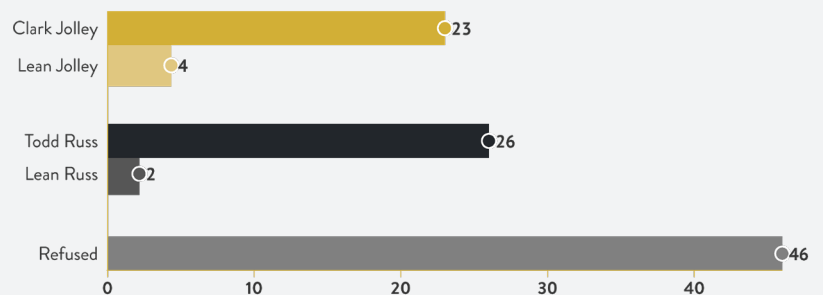
AS YOU MAY KNOW, ON AUGUST 23RD, THERE WILL BE A REPUBLICAN RUNOFF ELECTION FOR OKLAHOMA STATE SUPERINTENDENT. DO YOU PLAN TO VOTE FOR [ROTATE]: APRIL GRACE OR RYAN WALTERS?

APRIL GRACE	22%
LEAN GRACE	4%
RYAN WALTERS	36%
LEAN WALTERS	4%
REFUSED / UNDECIDED	34%



AS YOU MAY KNOW, ON AUGUST 23RD, THERE WILL BE A REPUBLICAN RUNOFF ELECTION FOR OKLAHOMA STATE TREASURER. DO YOU PLAN TO VOTE FOR [ROTATE]: CLARK JOLLEY OR TODD RUSS?

CLARK JOLLEY	23%
LEAN JOLLEY	4%
TODD RUSS	26%
LEAN RUSS	2%
REFUSED / UNDECIDED	46%



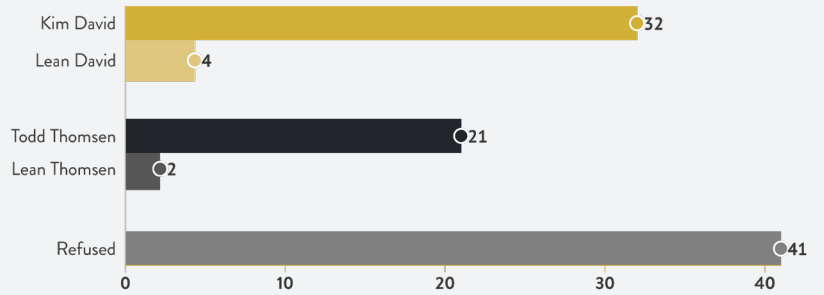
*Not all numbers may perfectly total 100% due to rounding and weighting.

TOPLINES

This survey was conducted from August 11 - 15, 2022 and included a pool of 684 Likely GOP runoff voters in Oklahoma. These survey results were weighted based on age, gender, and level of education. This survey has a margin of error of 3.8% at a 95% confidence interval. The poll surveyed both cell phones and landlines and used a combination of live callers and an online sample of likely GOP runoff voters.

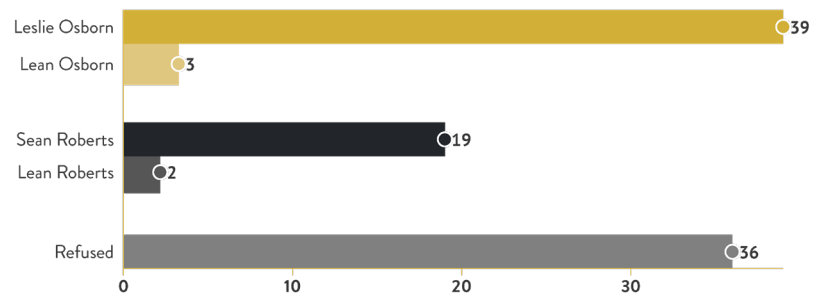
AS YOU MAY KNOW, ON AUGUST 23RD, THERE WILL BE A REPUBLICAN RUNOFF ELECTION FOR OKLAHOMA CORPORATION COMMISSIONER. DO YOU PLAN TO VOTE FOR [ROTATE]: KIM DAVID OR TODD THOMSEN?

KIM DAVID	32%
LEAN DAVID	4%
TODD THOMSEN	21%
LEAN THOMSEN	2%
REFUSED / UNDECIDED	41%



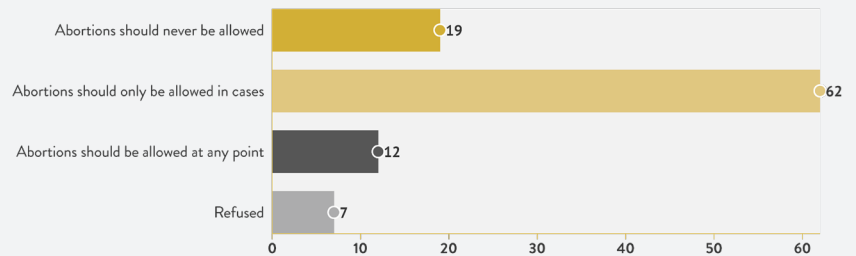
AS YOU MAY KNOW, ON JUNE 28TH, THERE WILL BE A REPUBLICAN RUNOFF ELECTION FOR OKLAHOMA COMMISSIONER OF LABOR. DO YOU PLAN TO VOTE FOR [ROTATE]: LESLIE OSBORN OR SEAN ROBERTS?

LESLIE OSBORN	39%
LEAN OSBORN	3%
SEAN ROBERTS	19%
LEAN ROBERTS	2%
REFUSED / UNDECIDED	36%



WHICH OF THE FOLLOWING STATEMENTS BEST REFLECTS YOUR VIEWS ON ABORTION?

ABORTIONS SHOULD NEVER BE ALLOWED UNDER ANY CIRCUMSTANCES	19%
ABORTIONS SHOULD ONLY BE ALLOWED IN CASES OF RAPE AND INCEST OR TO SAVE THE LIFE OF THE MOTHER	62%
ABORTIONS SHOULD BE ALLOWED AT ANY POINT IN PREGNANCY	12%
REFUSED / UNDECIDED	7%



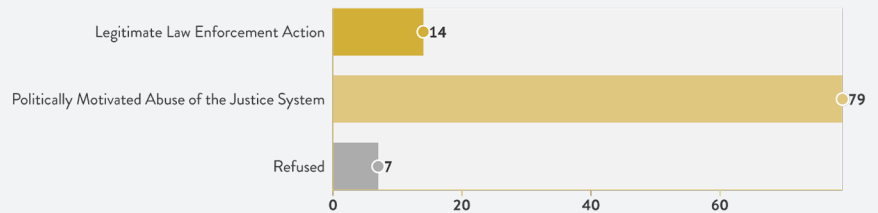
*Not all numbers may perfectly total 100% due to rounding and weighting.

TOPLINES

This survey was conducted from August 11 - 15, 2022 and included a pool of 684 Likely GOP runoff voters in Oklahoma. These survey results were weighted based on age, gender, and level of education. This survey has a margin of error of 3.8% at a 95% confidence interval. The poll surveyed both cell phones and landlines and used a combination of live callers and an online sample of likely GOP runoff voters.

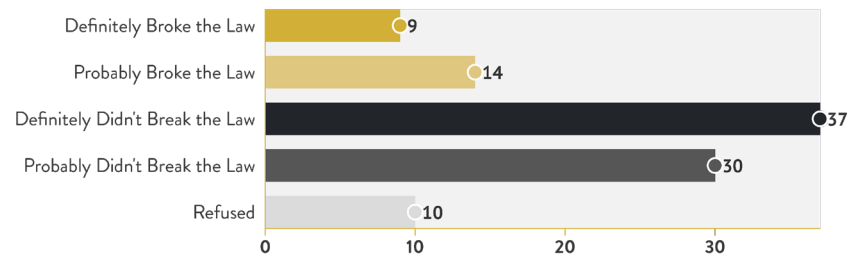
YOU MAY BE AWARE THAT THE FEDERAL BUREAU OF INVESTIGATION RECENTLY EXECUTED A SEARCH WARRANT AT THE HOME OF FORMER PRESIDENT DONALD TRUMP. BASED ON WHAT YOU KNOW ABOUT THIS ISSUE, DO YOU BELIEVE IT IS A LEGITIMATE LAW ENFORCEMENT ACTION, OR IS IT AN ABUSE OF THE JUSTICE SYSTEM THAT AMOUNTS TO A POLITICALLY MOTIVATED ATTACK ON FORMER PRESIDENT TRUMP?

- LEGITIMATE LAW ENFORCEMENT ACTION 14%
- POLITICALLY MOTIVATED ABUSE OF THE JUSTICE SYSTEM 79%
- REFUSED / UNDECIDED 7%



BASED ON WHAT YOU HAVE SEEN, READ AND HEARD ABOUT THE VARIOUS INVESTIGATIONS IN TO FORMER PRESIDENT TRUMP'S CONDUCT, TO YOU BELIEVE IT IS LIKELY HE BROKE ANY LAWS?

- DEFINITELY BROKE THE LAW 9%
- PROBABLY BROKE THE LAW 14%
- DEFINITELY DIDN'T BREAK THE LAW 37%
- PROBABLY DIDN'T BREAK THE LAW 30%
- REFUSED / UNDECIDED 10%

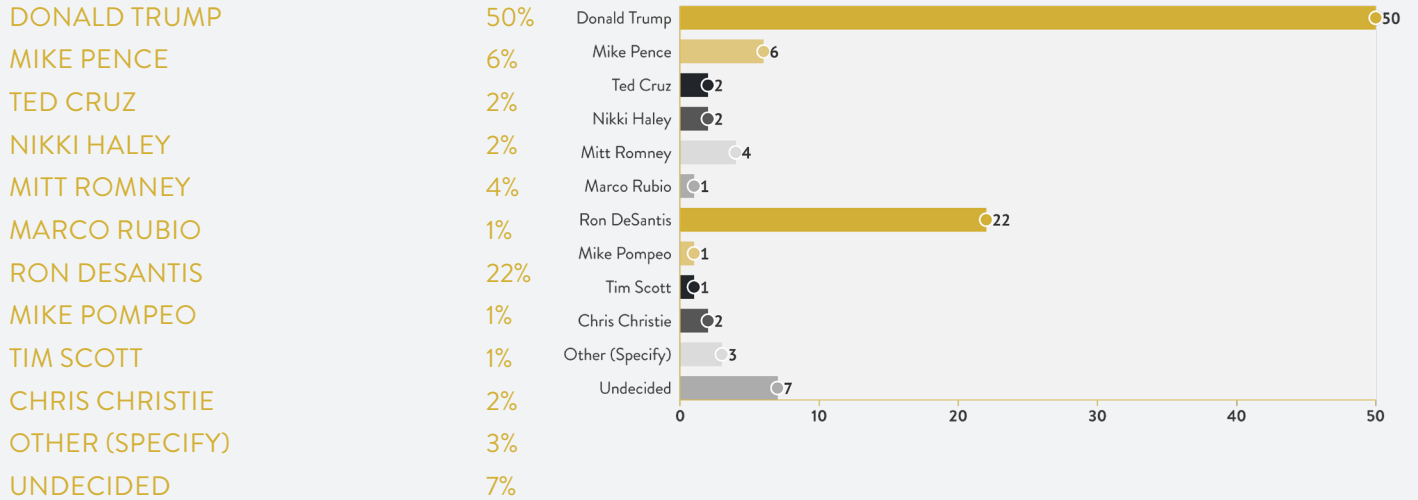


*Not all numbers may perfectly total 100% due to rounding and weighting.

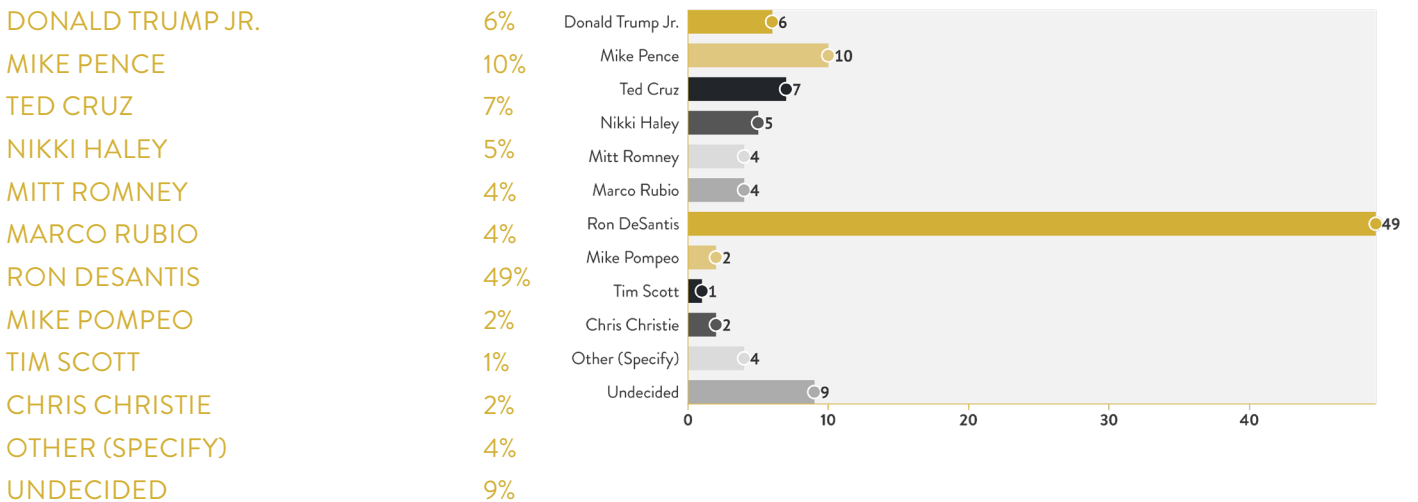
TOPLINES

This survey was conducted from August 11 - 15, 2022 and included a pool of 684 Likely GOP runoff voters in Oklahoma. These survey results were weighted based on age, gender, and level of education. This survey has a margin of error of 3.8% at a 95% confidence interval. The poll surveyed both cell phones and landlines and used a combination of live callers and an online sample of likely GOP runoff voters.

IF DONALD TRUMP DID DECIDE TO RUN FOR PRESIDENT IN 2024 AND THE REPUBLICAN PRIMARY FOR PRESIDENT WAS HELD TODAY, WHICH OF THE FOLLOWING CANDIDATES, LISTED IN RANDOM ORDER, WOULD YOU BE MOST LIKELY TO VOTE FOR?



IF DONALD TRUMP DECIDED NOT TO RUN FOR PRESIDENT IN 2024 AND THE REPUBLICAN PRIMARY FOR PRESIDENT WAS HELD TODAY, WHICH OF THE FOLLOWING CANDIDATES, LISTED IN RANDOM ORDER, WOULD YOU BE MOST LIKELY TO VOTE FOR?



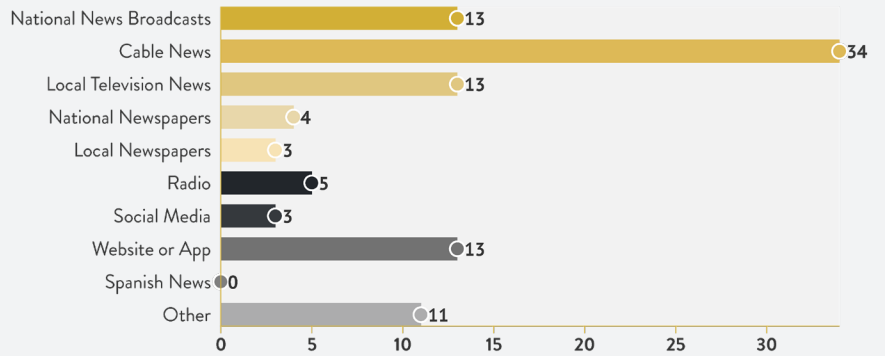
*Not all numbers may perfectly total 100% due to rounding and weighting.

TOPLINES

This survey was conducted from August 11 - 15, 2022 and included a pool of 684 Likely GOP runoff voters in Oklahoma. These survey results were weighted based on age, gender, and level of education. This survey has a margin of error of 3.8% at a 95% confidence interval. The poll surveyed both cell phones and landlines and used a combination of live callers and an online sample of likely GOP runoff voters.

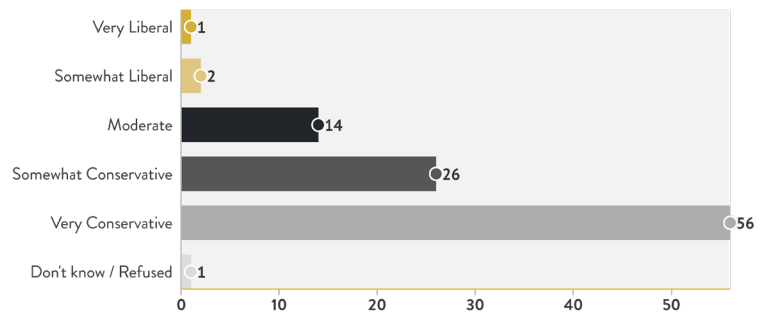
WHICH OF THE FOLLOWING WOULD YOU SAY YOU PREFER FOR GETTING NEWS?

NATIONAL NEWS BROADCASTS (ABC, CBS, NBC, PBS)	13%
CABLE NEWS (CNN, FOX NEWS, MSNBC)	34%
LOCAL TELEVISION NEWS	13%
NATIONAL NEWSPAPERS (NY TIMES, WASHINGTON POST)	4%
LOCAL NEWSPAPERS (THE OKLAHOMAN, TULSA WORLD)	3%
RADIO (NPR, TALK RADIO)	5%
SOCIAL MEDIA SITE (FACEBOOK, TWITTER, SNAPCHAT)	3%
GETTING NEWS FROM A NEWS WEBSITE OR APP	13%
SPANISH NEWS (TELEMUNDO, UNIVISION)	0%
OTHER	11%



WOULD YOU DESCRIBE YOURSELF AS VERY LIBERAL, SOMEWHAT LIBERAL, MODERATE, SOMEWHAT CONSERVATIVE, OR VERY CONSERVATIVE?

VERY LIBERAL	1%
SOMEWHAT LIBERAL	2%
MODERATE	14%
SOMEWHAT CONSERVATIVE	26%
VERY CONSERVATIVE	56%
REFUSED / DON'T KNOW	1%



*Not all numbers may perfectly total 100% due to rounding and weighting.