



**DECEMBER 15-19, 2021
OKLAHOMA STATEWIDE POLL**

POLITICAL CONSULTING | GOVERNMENT RELATIONS CONSULTING | STRATEGIC COMMUNICATIONS |
MEDIA AND ADVERTISING SERVICES | MARKET RESEARCH

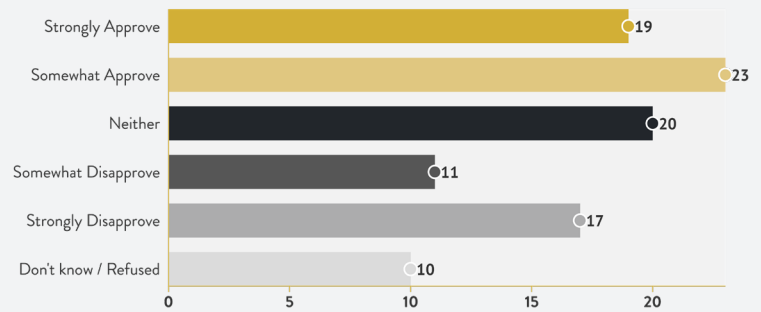
(405) 330-4499 | 200 NORTHWEST 66TH STREET #972 OKLAHOMA CITY, OK 73116 | AMBERINTEGRATED.COM

TOPLINES

This survey was conducted from December 15 - 19, 2021 and included a pool of 500 registered voters in Oklahoma. These survey results were weighted based on age, gender, party affiliation, level of education and race. This survey has a margin of error of 4.38% at a 95% confidence interval. The poll surveyed both cell phones and landlines and used a combination of live callers and an online panel of likely voters.

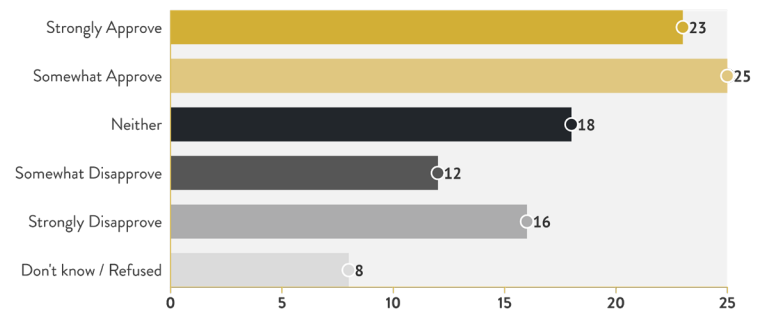
OVERALL, DO YOU APPROVE OR DISAPPROVE OF THE WAY JIM INHOFE IS HANDLING HIS JOB AS U.S. SENATOR? WOULD THAT BE STRONGLY OR SOMEWHAT APPROVE/DISAPPROVE?

STRONGLY APPROVE	19%
SOMEWHAT APPROVE	23%
NEITHER	20%
SOMEWHAT DISAPPROVE	11%
STRONGLY DISAPPROVE	17%
DON'T KNOW / REFUSED	10%



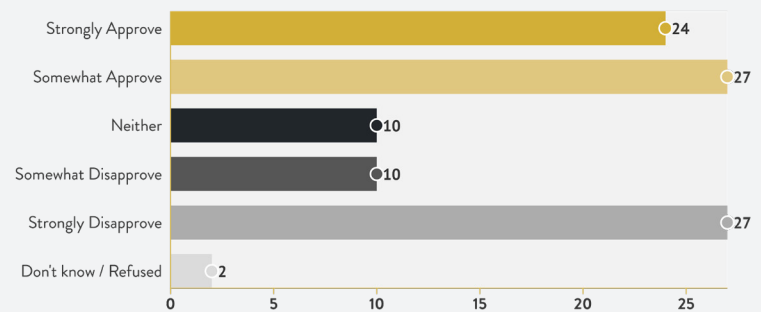
OVERALL, DO YOU APPROVE OR DISAPPROVE OF THE WAY JAMES LANKFORD IS HANDLING HIS JOB AS U.S. SENATOR? WOULD THAT BE STRONGLY OR SOMEWHAT APPROVE/DISAPPROVE?

STRONGLY APPROVE	23%
SOMEWHAT APPROVE	25%
NEITHER	18%
SOMEWHAT DISAPPROVE	12%
STRONGLY DISAPPROVE	16%
DON'T KNOW / REFUSED	8%



OVERALL, DO YOU APPROVE OR DISAPPROVE OF THE WAY KEVIN STITT IS HANDLING HIS JOB AS GOVERNOR OF OKLAHOMA? WOULD THAT BE STRONGLY OR SOMEWHAT APPROVE/DISAPPROVE?

STRONGLY APPROVE	24%
SOMEWHAT APPROVE	27%
NEITHER	10%
SOMEWHAT DISAPPROVE	10%
STRONGLY DISAPPROVE	27%
DON'T KNOW / REFUSED	2%



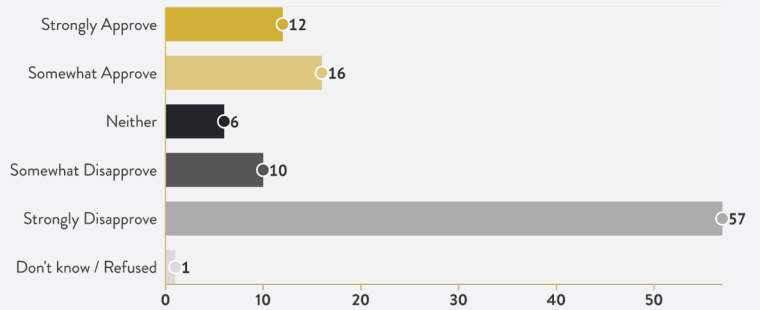
*Not all numbers may perfectly total 100% due to rounding and weighting.

TOPLINES

This survey was conducted from December 15 - 19, 2021 and included a pool of 500 registered voters in Oklahoma. These survey results were weighted based on age, gender, party affiliation, level of education and race. This survey has a margin of error of 4.38% at a 95% confidence interval. The poll surveyed both cell phones and landlines and used a combination of live callers and an online panel of likely voters.

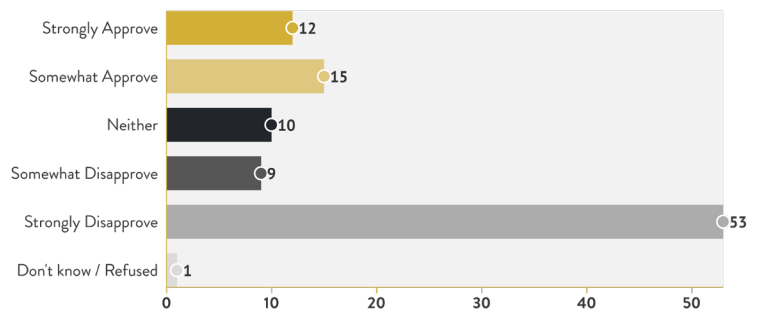
DO YOU APPROVE OR DISAPPROVE OF THE WAY JOE BIDEN IS HANDLING HIS JOB AS PRESIDENT? WOULD THAT BE STRONGLY OR SOMEWHAT APPROVE/DISAPPROVE?

STRONGLY APPROVE	12%
SOMEWHAT APPROVE	16%
NEITHER	6%
SOMEWHAT DISAPPROVE	10%
STRONGLY DISAPPROVE	57%
DON'T KNOW / REFUSED	1%



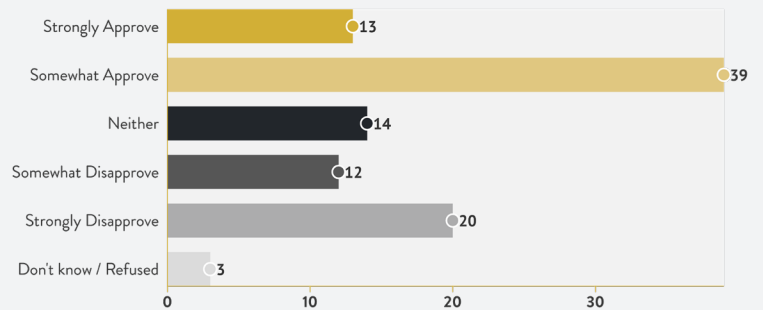
DO YOU APPROVE OR DISAPPROVE OF THE WAY HARRIS IS HANDLING HER JOB AS VICE PRESIDENT? WOULD THAT BE STRONGLY OR SOMEWHAT APPROVE/DISAPPROVE?

STRONGLY APPROVE	12%
SOMEWHAT APPROVE	15%
NEITHER	10%
SOMEWHAT DISAPPROVE	9%
STRONGLY DISAPPROVE	53%
DON'T KNOW / REFUSED	1%



DO YOU APPROVE OR DISAPPROVE OF THE JOB THE OKLAHOMA STATE LEGISLATURE, IN GENERAL, IS DOING? WOULD THAT BE STRONGLY OR SOMEWHAT APPROVE/DISAPPROVE?

STRONGLY APPROVE	13%
SOMEWHAT APPROVE	39%
NEITHER	14%
SOMEWHAT DISAPPROVE	12%
STRONGLY DISAPPROVE	20%
DON'T KNOW / REFUSED	3%



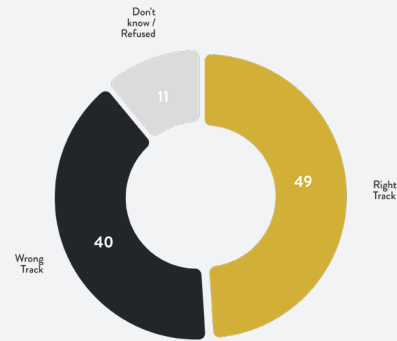
*Not all numbers may perfectly total 100% due to rounding and weighting.

TOPLINES

This survey was conducted from December 15 - 19, 2021 and included a pool of 500 registered voters in Oklahoma. These survey results were weighted based on age, gender, party affiliation, level of education and race. This survey has a margin of error of 4.38% at a 95% confidence interval. The poll surveyed both cell phones and landlines and used a combination of live callers and an online panel of likely voters.

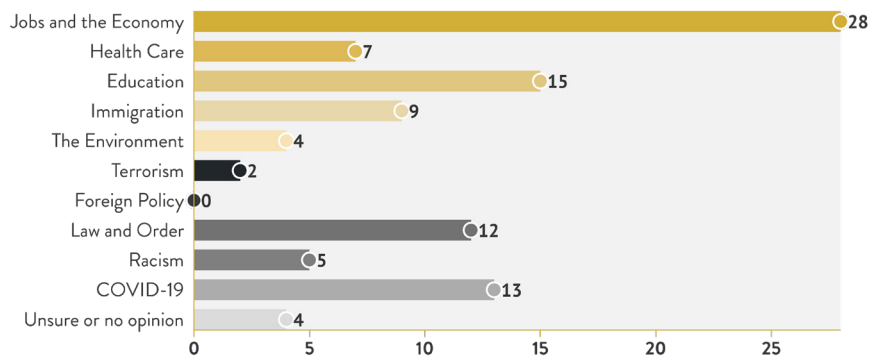
NOW, GENERALLY SPEAKING, WOULD YOU SAY THAT THINGS IN OKLAHOMA ARE GOING IN THE RIGHT DIRECTION, OR HAVE THEY PRETTY SERIOUSLY GOTTEN OFF ON THE WRONG TRACK?

RIGHT TRACK	49%
WRONG TRACK	40%
DON'T KNOW / REFUSED	11%



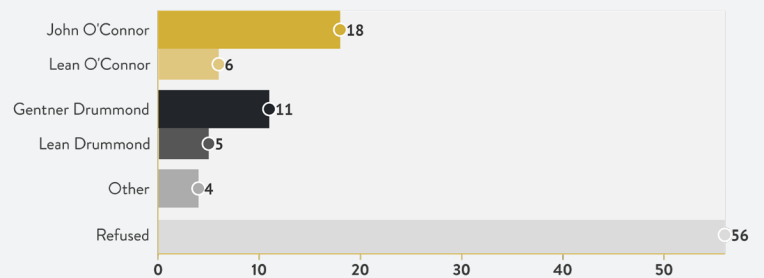
AMONG THE FOLLOWING LIST OF ISSUES, WHICH DO YOU THINK SHOULD BE THE TOP PRIORITY THAT THE STATE LEGISLATURE SHOULD BE ADDRESSING THE MOST?

JOBS AND THE ECONOMY	28%
HEALTH CARE	7%
EDUCATION	15%
IMMIGRATION	9%
THE ENVIRONMENT	4%
TERRORISM	2%
FOREIGN POLICY	0%
LAW AND ORDER	12%
RACISM	5%
COVID-19	13%
UNSURE OR NO OPINION	4%



WE KNOW IT'S A LONG WAY OFF, BUT AS YOU MAY KNOW, IN 2022, THERE WILL BE A REPUBLICAN PRIMARY ELECTION FOR OKLAHOMA ATTORNEY GENERAL. DO YOU PLAN TO VOTE FOR JOHN O'CONNOR OR GENTNER DRUMMOND?

JOHN O'CONNOR	18%
GENTNER DRUMMOND	11%
LEAN O'CONNOR	6%
LEAN DRUMMOND	5%
OTHER	4%
REFUSED / UNDECIDED	56%



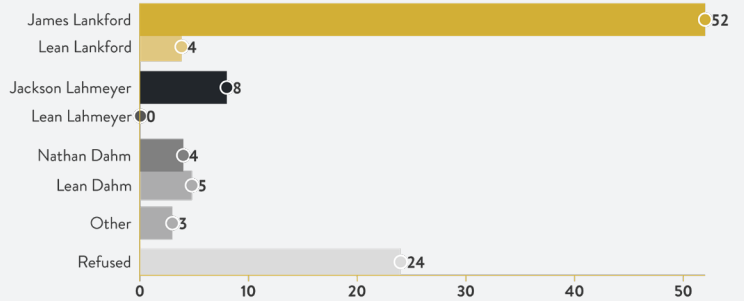
*Not all numbers may perfectly total 100% due to rounding and weighting.

TOPLINES

This survey was conducted from December 15 - 19, 2021 and included a pool of 500 registered voters in Oklahoma. These survey results were weighted based on age, gender, party affiliation, level of education and race. This survey has a margin of error of 4.38% at a 95% confidence interval. The poll surveyed both cell phones and landlines and used a combination of live callers and an online panel of likely voters.

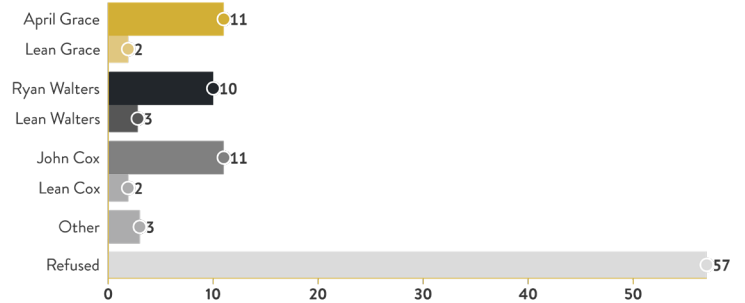
WE KNOW IT'S A LONG WAY OFF, BUT AS YOU MAY KNOW, IN 2022, THERE WILL BE A REPUBLICAN PRIMARY ELECTION FOR US SENATOR. DO YOU PLAN TO VOTE FOR JAMES LANKFORD, JACKSON LAHMEYER, OR NATHAN DAHM?

JAMES LANKFORD	52%
JACKSON LAHMEYER	8%
NATHAN DAHM	4%
LEAN LANKFORD	4%
LEAN LAHMEYER	0%
LEAN DAHM	5%
OTHER	3%
REFUSED / UNDECIDED	24%



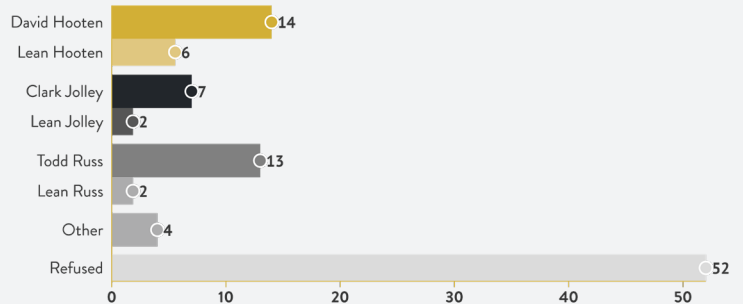
WE KNOW IT'S A LONG WAY OFF, BUT AS YOU MAY KNOW, IN 2022, THERE WILL BE A REPUBLICAN PRIMARY ELECTION FOR OKLAHOMA STATE SUPERINTENDENT. DO YOU PLAN TO VOTE FOR APRIL GRACE, RYAN WALTERS, OR JOHN COX?

APRIL GRACE	11%
RYAN WALTERS	10%
JOHN COX	11%
LEAN GRACE	2%
LEAN WALTERS	3%
LEAN COX	2%
OTHER	3%
REFUSED / UNDECIDED	57%



WE KNOW IT'S A LONG WAY OFF, BUT AS YOU MAY KNOW, IN 2022, THERE WILL BE A REPUBLICAN PRIMARY ELECTION FOR OKLAHOMA STATE TREASURER. DO YOU PLAN TO VOTE FOR DAVID HOOTEN, CLARK JOLLEY, OR TODD RUSS?

DAVID HOOTEN	14%
CLARK JOLLEY	7%
TODD RUSS	13%
LEAN HOOTEN	6%
LEAN JOLLEY	2%
LEAN RUSS	2%
OTHER	4%
REFUSED / UNDECIDED	52%



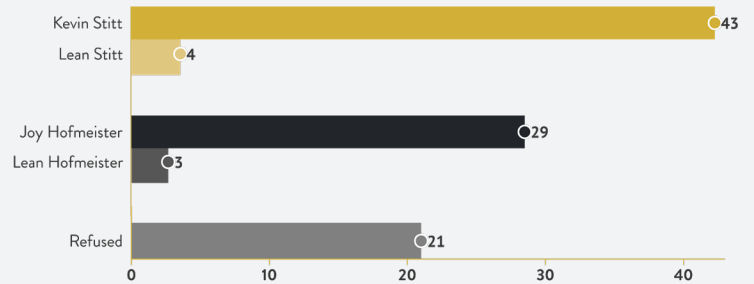
*Not all numbers may perfectly total 100% due to rounding and weighting.

TOPLINES

This survey was conducted from December 15 - 19, 2021 and included a pool of 500 registered voters in Oklahoma. These survey results were weighted based on age, gender, party affiliation, level of education and race. This survey has a margin of error of 4.38% at a 95% confidence interval. The poll surveyed both cell phones and landlines and used a combination of live callers and an online panel of likely voters.

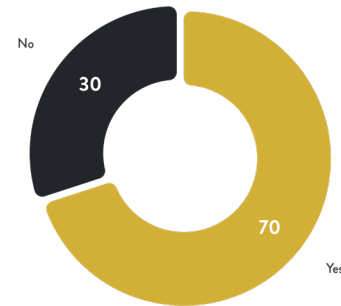
WE KNOW IT'S A LONG WAY OFF, BUT AS YOU MAY KNOW, IN 2022, THERE WILL BE AN ELECTION FOR GOVERNOR OF OKLAHOMA. IF THE CANDIDATES WERE KEVIN STITT AND JOY HOFMEISTER, WHO WOULD YOU VOTE FOR?

KEVIN STITT, THE REPUBLICAN	43%
JOY HOFMEISTER, THE DEMOCRAT	29%
LEAN STITT	4%
LEAN HOFMEISTER	3%
REFUSED / UNDECIDED	21%



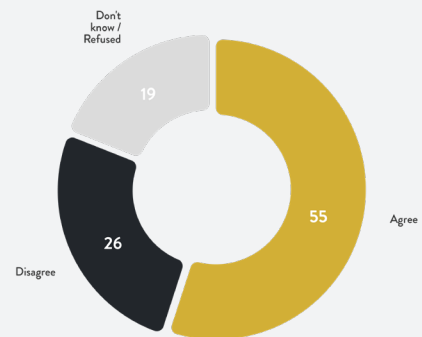
HAVE YOU SEEN, READ OR HEARD ANYTHING ABOUT THE CASE OF OKLAHOMA DEATH ROW INMATE JULIUS JONES?

YES	70%
NO	30%



AS YOU MAY KNOW, OKLAHOMA GOVERNOR KEVIN STITT RECENTLY MADE THE DECISION TO STOP JULIUS JONES' EXECUTION AND INSTEAD SENTENCE HIM TO LIFE IN PRISON WITHOUT THE POSSIBILITY OF PAROLE. DO YOU AGREE WITH THE DECISION TO STOP THE EXECUTION, OR DO YOU THINK JULIUS JONES SHOULD HAVE BEEN EXECUTED?

AGREE WITH GOVERNOR'S DECISION TO STOP EXECUTION	55%
DISAGREE WITH GOVERNOR'S DECISION TO STOP EXECUTION	26%
DON'T KNOW / REFUSED	19%



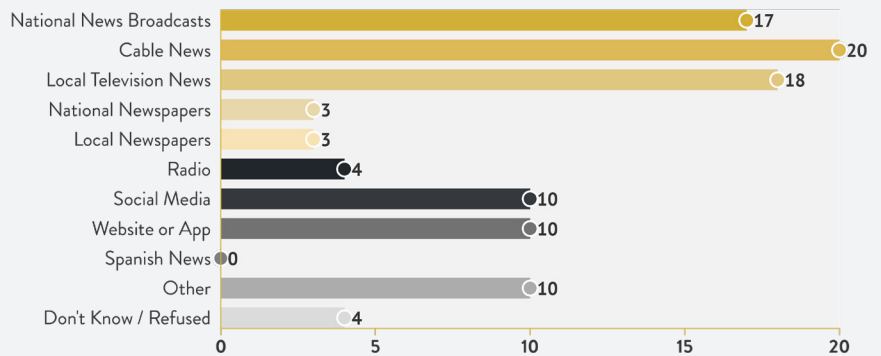
*Not all numbers may perfectly total 100% due to rounding and weighting.

TOPLINES

This survey was conducted from December 15 - 19, 2021 and included a pool of 500 registered voters in Oklahoma. These survey results were weighted based on age, gender, party affiliation, level of education and race. This survey has a margin of error of 4.38% at a 95% confidence interval. The poll surveyed both cell phones and landlines and used a combination of live callers and an online panel of likely voters.

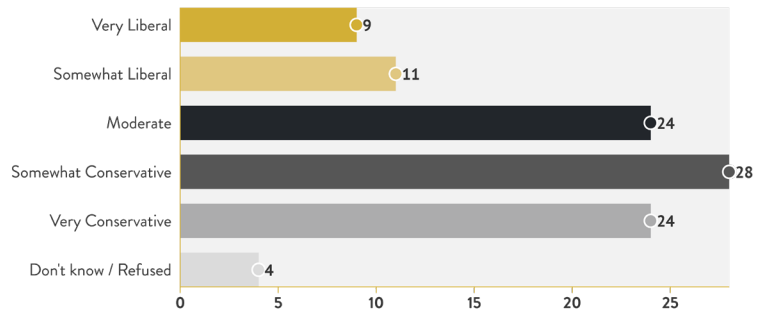
WHICH OF THE FOLLOWING WOULD YOU SAY YOU PREFER FOR GETTING NEWS?

NATIONAL NEWS BROADCASTS (ABC, CBS, NBC, PBS)	17%
CABLE NEWS (CNN, FOX NEWS, MSNBC)	20%
LOCAL TELEVISION NEWS	18%
NATIONAL NEWSPAPERS (NY TIMES, WASHINGTON POST)	3%
LOCAL NEWSPAPERS (THE OKLAHOMAN, TULSA WORLD)	3%
RADIO (NPR, TALK RADIO)	4%
SOCIAL MEDIA SITE (FACEBOOK, TWITTER, SNAPCHAT)	10%
GETTING NEWS FROM A NEWS WEBSITE OR APP	10%
SPANISH NEWS (TELEMUNDO, UNIVISION)	0%
OTHER	10%
NONE / PREFER NOT TO ANSWER	4%



WOULD YOU DESCRIBE YOURSELF AS VERY LIBERAL, SOMEWHAT LIBERAL, MODERATE, SOMEWHAT CONSERVATIVE, OR VERY CONSERVATIVE?

VERY LIBERAL	9%
SOMEWHAT LIBERAL	11%
MODERATE	24%
SOMEWHAT CONSERVATIVE	28%
VERY CONSERVATIVE	24%
REFUSED / DON'T KNOW	4%



*Not all numbers may perfectly total 100% due to rounding and weighting.